



# KALKA

## PUBLIC SCHOOL

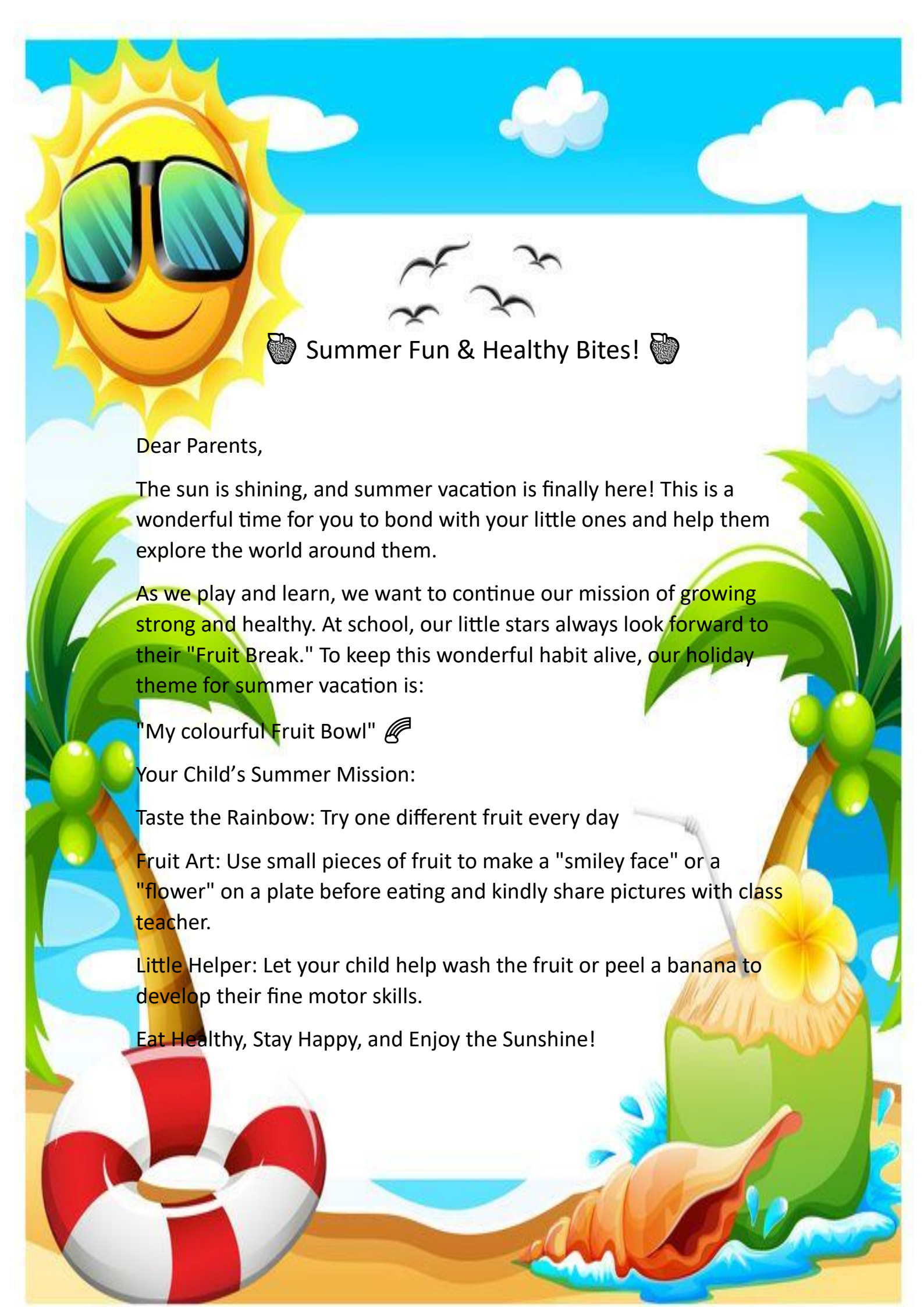
HOLIDAY HOMEWORK

# PRE NURSERY



Learn • Play • Enjoy





🍏 Summer Fun & Healthy Bites! 🍏

Dear Parents,

The sun is shining, and summer vacation is finally here! This is a wonderful time for you to bond with your little ones and help them explore the world around them.

As we play and learn, we want to continue our mission of growing strong and healthy. At school, our little stars always look forward to their "Fruit Break." To keep this wonderful habit alive, our holiday theme for summer vacation is:

"My colourful Fruit Bowl" 🍌

Your Child's Summer Mission:

Taste the Rainbow: Try one different fruit every day

Fruit Art: Use small pieces of fruit to make a "smiley face" or a "flower" on a plate before eating and kindly share pictures with class teacher.

Little Helper: Let your child help wash the fruit or peel a banana to develop their fine motor skills.

Eat Healthy, Stay Happy, and Enjoy the Sunshine!

Best Foods

To Keep



Toddlers  
Hydrated

This



Summer



## PEACHES & PLUMS

Naturally hydrating fruits that help keep children refreshed.



## APPLES & PEARS

Contain water and fibre to support hydration and digestion.



## ORANGES & SWEET LIME

Rich in fluids and vitamin C to support hydration and immunity.



## WATERMELON & MUSKMELON

High water content helps prevent dehydration and keeps children feeling refreshed.



## CUCUMBER & TOMATOES

Naturally cooling foods that support hydration and digestion.



## COCONUT WATER

Provides natural electrolytes to help maintain fluid balance.



## YOGHURT & BUTTERMILK

Supports gut health while helping the body stay cool and hydrated.



## HOMEMADE FRUIT POPSICLES

A fun way to increase fluid intake through naturally hydrating ingredients.





# Kids

# Summer Vacation

# Routine



Fun • Learning • Healthy Habits



Wake up & freshen up



Outdoor play time



Reading time



Creative activity



Help in small chores



Evening family time



A happy routine makes better days & beautiful memories!



Keep kids active, healthy & happy this summer! ☀️

KALKA PUBLIC SCHOOL

SEC 76 BPTP FARIDABAD



Fun Things 



Can Do



Without 

Screen's  




The following activities are designed to build your child's fine motor skills, logical thinking, and physical coordination during the break. Kindly guide your ward in all these activities.

Count Coins



Sort Toys By Size



Solve A Puzzle



Build With Blocks



Play Balloon Volleyball





05.06.2026  
FRIDAY



# WORLD

# ENVIRONMENT DAY

Let's **love** our **Earth!**  
We can **water** plants,  
keep things **clean**,  
and help **nature** every day.

**Activity**  
Watering the plants



REDUCE  
REUSE  
RECYCLE

SAVE EARTH  
SAVE LIFE  
BE KIND



21.06.2026

(SUNDAY)

My Dad  
My Hero!

# HAPPY FATHER'S DAY!

A dad is someone  
who loves, cares,  
guides and protects  
us every day.  
Thank you Dad for  
always being there  
for me!



## FUN ACTIVITIES

### 1 CLICK SELFIE

Click selfie along  
with your father.



### 2 COLOUR

Colour the  
tie for Dad.



### 3 MAKE

Make a beautiful  
card for your Dad.



### 4 HUG

Give your Dad  
a big hug.



21.06.2026

(SUNDAY)

# INTERNATIONAL YOGA DAY

Yoga is the journey  
of the self, through the self,  
to the self.

Breathe In  
Positivity,  
Breathe Out  
Negativity.

Stay healthy,  
Stay happy  
with Yoga!

## INSTRUCTIONS

- ★ On the account of Yoga Day.
- ★ Parents kindly, make a collage or a short video of your child doing any yoga pose.
- ★ Share it with your class teacher on 21.06.2026 (Sunday).

## BENEFITS OF YOGA



Makes  
us strong



Improves  
concentration



Helps in  
breathing



Reduces  
stress



Keeps us  
happy

**YOGA TODAY, HEALTHY TOMORROW!**

01.07.2026

# HAPPY DOCTOR'S DAY

Thank you, Doctors,  
for keeping us healthy  
and happy!

## BE HEALTHY

- Eat healthy food
- Exercise daily
- Wash hands
- Take rest
- Drink water



## Doctor's Day Activity

\*Role play

1. Dress up like a doctor

Example given in this poster



Doctors are real life heroes.  
Thank you for all that you do!





# PRE NURSERY



# FUN ACTIVITY



## Hand Painting Caterpillar

### INTRODUCTION

Art helps little children explore their creativity and express themselves in a happy way.

This hand painting activity is fun, easy and helps in overall development.



### BENEFITS



Improves fine motor skills



Enhances creativity and imagination



Develops hand-eye coordination



Builds concentration and confidence



### LOOK AND LEARN



### LET'S DO IT!

- 1 Dip your hand in colours.
- 2 Make handprints to create caterpillar.
- 3 Add eyes, smile and antenna.
- 4 Let it dry and you are done!

### YOU NEED:



Poster Colours



Drawing Sheet



Googly Eyes



Pipe Cleaner

### FOR PARENTS

Encourage your child to use different colours and talk about the caterpillar.



### WELL DONE!

You made a beautiful caterpillar!

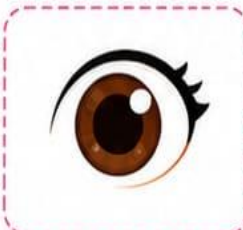





# My Body



Cut the pictures below and paste them in the correct boxes.





# Summer Matching



Draw a line to connect the matching images.





Name: \_\_\_\_\_



# LET'S LEARN COLOURS!

★ Colour the pictures with the correct colours. ★



RED




YELLOW



GREEN



BLUE



★ Well done! 😊 ★




# SUMMER

## ★ ASSIGNMENT ★




Dear Parent, 




The summer break is a great opportunity for children to relax, enjoy, and explore learning beyond the classroom. 




We have prepared a set of fun, simple, and creative activities for your child to do during the holidays. 



Please encourage your child to complete these tasks with interest and joy. 



Let us make learning fun this summer! 

Let us make this summer full of fun, learning, and happiness! 

